

God so Loved the World – Remembering Jesus

Prepared by Rachel Christopher
(Chairperson of the Presbytery Children’s Committee)

Purpose: This activity is designed to help children explore:

- a. The Great Love of God shown through the life, death and resurrection of Jesus.
- b. Fifteen key events in the life of Jesus.

Uses: This lesson can be used as a Sunday School Lesson or in a week-day program for children and can be used with a class of any size. It can also be used by parents/grandparents in the home as they discuss what has happened or will be happening as their church community gathers to share in this special meal.

These materials may be photocopied or adapted to meet the needs of the children and families in your church. If you have any questions please contact Rachel Christopher by email at rachelc25w@embarqmail.com or telephone (850) 482-8118.

Remembering Jesus (Lesson Plan)

1. Key Verse: John 3: 16 - “For God so loved the world that He gave his only son, that whoever believes in him shall not perish but have eternal life.”
1. Topics for Discussion
 - a. Jesus lived here on earth for 33 years and during that time he showed the people a new way of life, a new way of “loving one another”.
 - b. Looking at key events in the life of Jesus gives us the opportunity to think about this great love of God that is shown through what Jesus taught and did during His years on earth.
2. Activity and discussion of the life of Jesus using the sheet – “Events in the Life of Jesus”.
 - a. Make a copy of the two sheets for each person (Remembering Jesus Pictures and For God So Love the World – Remembering Jesus Sheet)
 - b. As you look at each picture depicting one of the events in the life of Christ discuss what is happening, giving as much detail as possible. If you need additional information use the scripture passage listed as a resource.
 1. Birth of Jesus: Luke 2: 1 – 7
 2. Boy Jesus at the Temple: Luke 2: 41 – 52
 3. Baptism of Jesus: Luke 3: 21 – 23
 4. Calling of the First Disciples: Matthew 4: 18 – 22
 5. Giving of the “Lord’s Prayer”: Luke 11: 1 – 4
 6. Jesus performs miracles – Feeding of the 5,000: John 6: 5 – 13
 7. Little children and Jesus: Luke 18: 15 – 17
 8. Jesus performs miracles - heals a blind beggar: Luke 18: 35 – 43
 9. Jesus Enters Jerusalem on a donkey: Luke 19: 28 – 38
 10. Jesus shows service to others as he washes the disciples feet: John 13: 1 – 17
 11. Jesus celebrates the Passover with his disciples: Luke 22: 7 – 20

12. Jesus prays in the Garden: Luke 22: 39 - 46
13. Jesus on trial before Pilate: John 19: 1 - 16
14. Jesus is crucified: John 19: 16 – 24
15. Jesus is raised from the dead: Luke 24: 1 – 8

- c. Color the pictures if time permits and then cut out the 15 squares and glue them on the cross. (The order of placement on the cross is NOT important. The numbers are simply a guide.)
- d. As you glue the pictures on the cross talk about what it means that God So Loved the World!

Remembering Jesus

1



2



3



4



5



6



7



8



9



10



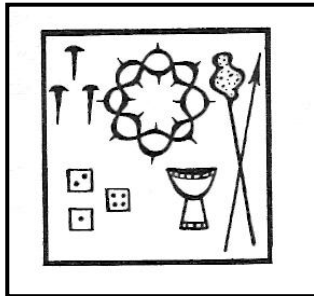
11




12



13




14



15



For God So Loved the World . . . Remembering Jesus



Artwork reprinted by
permission from *Get Ready!*
Get Set! Worship! ©1998
Geneva Press.