

RESOURCES FOR PEACEMAKING OFFERING FOR CHILDREN OF THE CHURCH PROVIDED BY THE CHILDREN'S COMMITTEE OF THE PRESBYTERY

This lesson can be used as a Sunday School Lesson or in a week-day program for children. It could also be used by parents/grandparents in the home to reinforce a study of Pentecost.

These materials may be photocopied or adapted to meet the needs of the children and families in your church. If you have any questions please contact Rachel Christopher by email at rachelc25w@embarqmail.com or telephone (850) 482-8118.

PEACEMAKING OFFERING

1. Main Idea:

**Let there be peace on earth and let it begin with me.
Let there be peace on earth, the peace that was meant to be.**

How can we work for peace here on earth today?

2. Points to know/share:

- a. The Peacemaking Offering was created in 1980 to help us as the Presbyterian Church (U.S.A.) to deepen our commitment to working for peace in the world as part of our faithfulness to God.
- b. Many churches receive the Peacemaking Offering on World Communion Sunday, the first Sunday in October.

3. Lesson Outline

1. Today's session is about peace and how we can all work for peace on earth today.
2. Questions for discussion:
 - a. What do you think the word "peace" means? (absence of war, justice for all people, treating everybody as Jesus would treat them, trying to get along with others, etc.)
 - b. Why should we work for peace?
3. The Greatest Commandment given by Jesus
 - Read Matthew 22: 34 – 39
 - a. What is the first commandment?
How do we show Love to God with all our heart and soul and mind?
 - b. What is the second commandment?
Who is our neighbor? Is a neighbor only the people who live next door to us? Is a neighbor only the people that we like?
How can we show love for our neighbor? (helping those in need, being a friend to someone that others don't like, smiling at people that we see, working to see what everyone is treated fairly, etc.)

4. Questions for discussion

What would the world be like if everyone followed this greatest commandment given by Jesus? Do you think this would be a world “filled with peace”? What would you like most about this “world filled with peace”?

5. Facts about The Peacemaking Offering;

- a. The Peacemaking Offering of the Presbyterian Church gives us the opportunity to live out our faithfulness to God and to show our love for God and our neighbor in a practical way.
- b. Most Presbyterian Churches receive this offering on World Communion Sunday, the first Sunday in October. World Communion Sunday is a special day which promotes Christian Unity around the world. What a perfect Sunday to receive the Peacemaking Offering!
- c. This offering is designated:
 - 50% for the General Assembly Peacemaking Program
 - 25% for a Presbytery Peacemaking Ministry – which this year will be in support of camps for special needs children at Dogwood Acres
 - 25% to be kept for local peacemaking ministries of the church

4. Activities – Choose the ones you want to do

- a. **Make a Peacemaking Offering Collection Can** to be used in the home to remind family members of this special offering of our Presbyterian Church
Children’s Activity Page is included which can be reproduced and given to each child.
Empty, clean, soup cans can be collected and this activity can be completed as part of the lesson if desired.
If this activity is used the children should be given information about when this special offering will be taken in your church so they will know when to turn in their can.

b. Picture to color

c. Hidden Word and a Maze of the Greatest Commandment

5. Closing Prayer



A scribe asked Jesus, 'Which is the first commandment of all?'
Matthew 22: 34-39


THE GREAT COMMANDMENT

Matthew 22: 34-39

N Y W D V B E Z J T T G U R H
E Z L R B W A G B N P S J B L
I M O C O B T I O E D Z R Z Z
G M R B A K E K J M Q T Q I R
H H D R O Y H W R D A T B U F
B W Z Y H N D B O N F L R O L
O V L N O B O N Z A A J U W P
R V M V S U G B G M H E V O J
T N O N T J R C E M D V H E S
U C H O R J D S C O W O S C Z
N K E L E G I H E C Y L T U Z
Y N A O N J L P J L F G O C U
T Z R B G V D N I M F A L J P
F Y T Z T N Q U B D Z Z S T F
U I B Z H H S M P J W T T H Q

COMMANDMENT
GOD
LOVE
MIND
SOUL
STRENGTH

FIRST
HEART
LORD
NEIGHBOR
YOURSELF



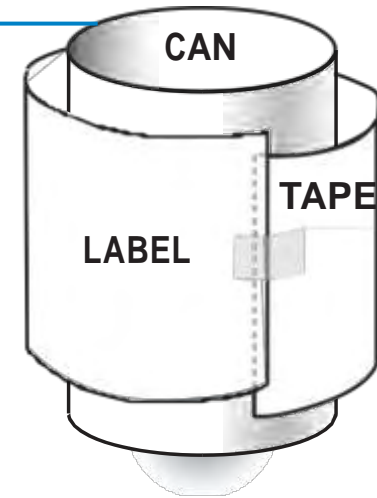
Children's Activities


What You Need:

- Crayons/markers/scissors/tape
- An empty, clean, soup can

What You Do:

1. Reproduce the wrapper for the children in Sunday school to color and paste to their soup cans.
(Cover the can with colored paper before adding the picture if desired.)
2. Invite them to display the can in a highly visible location in their homes for family members to make contributions.
3. Have them turn in the collection can on the day the Peacemaking Offering is received.





The image for the can wrapper is taken from THE LAST SUPPER, ©2009 by John August Swanson.